



maryvale private
hospital

Community Profile of Maryvale Private Hospital

About Maryvale Private Hospital

Maryvale Private Hospital is beautifully positioned on 17 hectares of land in Morwell, adjacent to the Crinigan Bushland Reserve which is home to a number of native animals, flora and fauna species. We acknowledge the traditional owners of Country, the Gunaikurnai nation, and recognises their continuing connection to land, waters and culture. We pay our respects to their Elders past, present and emerging.

Maryvale Private Hospital, located in Gippsland in Victoria, is a 65-bed private acute medical and surgical hospital that's known for its personalised care, friendly atmosphere and highly skilled staff.

The hospital services the Gippsland municipalities of East Gippsland, Wellington, Latrobe, Baw Baw, South Gippsland and Bass Coast as well as Melbourne metropolitan areas.

Not-for-profit private health insurer Latrobe Health Services, owner and operator of Maryvale Private, established the hospital in 1991 to provide for the health care needs of the Gippsland community.

Since its inception, Maryvale Private has cared for more than 60,000 patients.

Our comprehensive services include weight-loss surgery, orthopaedic surgery, general surgery, ear, nose and throat surgery, gynaecological surgery, dental surgery and acute medical care. We have a variety of specialist physicians who consult and admit general and sub-specialty medicine patients for ongoing care of their acute and chronic medical conditions. We also provide outpatient consulting services which support our Surgical, Medical and Sub-Specialty Specialists.

Community Profile

Maryvale Private Hospital continues to support the community of Gippsland in the provision of health services, namely, medical admissions, surgical/procedural interventions, and consulting services.

The Executive Team and Board of Directors with support of the Medical and Community Advisory Committees, wider Senior Leadership Team and our workforce continue to review the current and strategic future of Maryvale Private Hospital to ensure its direction and values continue to reflect the community it provides care for.

We seek to further understand the needs of our community through the representatives of our Community Advisory Committee and through our continuing engagement at community events, with the Gippsland Health Service Partnership and broader health service organisations and Government agencies.

Data availability

The community profile provided reflects several datasets from the 2021 Census, undertaken by the Australian Bureau of Statistics (last accessed: 25 October 2023). The dataset included in this profile does not represent all available datasets, which you can access at www.abs.gov.au. Every effort has been made to ensure accuracy of included datasets however Maryvale Private Hospital cannot be held responsible for any mistakes, errors and/or omissions.

Feedback

We encourage open communication and conversation at all levels of the organisation, with patients, community, stakeholders and relevant authorities. Opportunities for enhancing our efforts, having a conversation or providing feedback is welcomed and encouraged. We are committed to responding promptly, appropriately and respectfully to these discussions. You can approach a member of our Senior Leadership or Executive Leadership Team at any time.

You can contact a member of the Executive Team on (03) 5132 1200 or enquiry@maryvaleph.com.au

286 Maryvale Road (P.O. Box 348)
MORWELL VIC 3840
(03) 5132 1200
ABN: 44 007 374 629
www.maryvaleph.com.au

Community Advisory Committee

Our Community Advisory Committee provides a forum for consumers (patients, carers, local community members) to be involved in the planning and delivery of Health Services at Maryvale Private Hospital. Members are either current or former patients, family members and community representatives ensuring there is appropriate representation of our community within the Committee. With this in mind, we encourage those members of the community from a diverse range of backgrounds to consider joining the Committee.

The Committee provides a central focus for strategies and mechanisms of Maryvale Private Hospital to be tabled for consumer, carer and community perspective. The hospital also receives advice on future strategy initiatives, major initiatives and changes which the hospital proposes to introduce in an effort to improve service availability to the wider community.

The Committee makes recommendations to the Board of Directors and regularly receives feedback from the Committee via the Hospital Executive.

If you would like to be a part of a committee that assists Maryvale Private Hospital in ensuring its consumers continue to have access to high quality health care, we would love to hear from you!

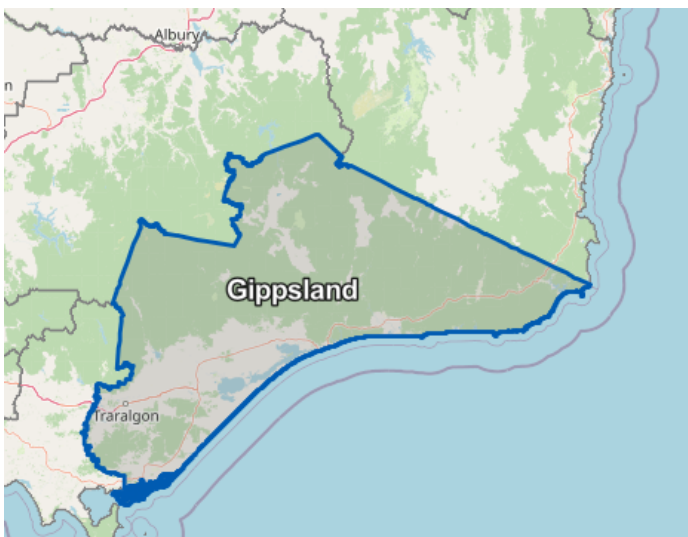
Maryvale Private Hospital is committed to ensuring that its Community Advisory Committee reflects the rich diversity of our community. We encourage applications from people of all ages, Aboriginal and/or Torres Strait Islander people, people with disability, people from culturally and linguistically diverse backgrounds and from lesbian, gay, bisexual, trans, gender diverse, intersex and queer people. We will provide reasonable adjustments to the recruitment process upon request.

To express your interest, please send an email to the Chief Executive Officer, Lee Garwood at enquiry@maryvaleph.com.au or contact the Executive Office on (03) 5132 1201.

Lee Garwood

Lee Garwood
Chief Executive Officer
Maryvale Private Hospital
25 October 2023




Geographic Catchment of Gippsland



Local Government Areas of Gippsland

- Bass Coast Shire
- Baw Baw Shire
- Latrobe City
- Shire of East Gippsland
- South Gippsland Shire
- Wellington Shire




Snapshot of Gippsland

	People	154,357
	Male	49.4%
	Female	50.6%
	Median age	46
	Families	41,159
	Average number of children per family	
	for families with children	1.8
	for all households (a)	0.6
	All private dwellings	76,523
	Average number of people per household	2.3
	Median weekly household income	\$1,238
	Median monthly mortgage repayments	\$1,300
	Median weekly rent (b)	\$250
	Average number of motor vehicles per dwelling	2

(a) This label has been updated to more accurately reflect the Census concept shown in this data item. The data has not changed.

(b) For 2021, median weekly rent calculations exclude dwellings being occupied rent-free.

Snapshot of Gippsland Aboriginal and/or Torres Strait Islander People

	Aboriginal and/or Torres Strait Islander people	2,607
	Male	50.6%
	Female	49.4%
	Median age	24
	Aboriginal and/or Torres Strait Islander families	978
	Aboriginal and/or Torres Strait Islander households	1,255
	Average number of people per household	3
	Median weekly household income	\$1,298
	Median monthly mortgage repayments	\$1,300
	Median weekly rent (a)	\$250

(a) For 2021, median weekly rent calculations exclude dwellings being occupied rent-free.

Aboriginal and/or Torres Strait Islander People, People Characteristics

People characteristics	Gippsland		Victoria		Australia	
Aboriginal and/or Torres Strait Islander people		%		%		%
Male	1,906	49.9	32,862	50.1	403,709	49.7
Female	1,912	50.1	32,782	49.9	409,025	50.3
Median age	23	N/A	24	N/A	24	N/A

More information on [Sex \(SEXP\)](#), [Indigenous status \(INGP\)](#)

Table based on place of usual residence

Aboriginal and/or Torres Strait Islander People, Indigenous Status

Indigenous status	Gippsland		Victoria		Australia	
All people		%		%		%
Aboriginal and/or Torres Strait Islander total	2,607	2.8	65,646	1.0	812,728	3.2
Aboriginal	2,530	2.7	61,865	1.0	742,882	2.9
Torres Strait Islander	42	0.0	2,083	0.0	33,765	0.1
Both Aboriginal and Torres Strait Islander	38	0.0	1,692	0.0	36,083	0.1
Non-Indigenous	85,238	90.3	6,148,188	94.5	23,375,949	91.9
Not stated	6,509	6.9	289,665	4.5	1,234,112	4.9

More information on [Place of Usual Residence \(PURP\)](#), [Indigenous status \(INGP\)](#)

Table based on place of usual residence

Aboriginal and/or Torres Strait Island People, Age

Age	Gippsland		Victoria		Australia	
Aboriginal and/or Torres Strait Islander people		%		%		%
Median age	24	N/A	24	N/A	24	N/A
0-4 years	301	11.5	7,014	10.7	85,941	10.6
5-14 years	584	22.4	14,052	21.4	179,604	22.1
15-24 years	454	17.4	11,966	18.2	150,057	18.5
25-34 years	320	12.3	10,115	15.4	117,969	14.5
35-44 years	274	10.5	7,006	10.7	87,910	10.8
45-54 years	255	9.8	6,576	10.0	81,802	10.1
55-64 years	238	9.1	4,961	7.6	61,759	7.6
65 years and over	186	7.1	3,955	6.0	47,677	5.9

More information on [Age \(AGEP\)](#)

Table based on place of usual residence

Aboriginal and/or Torres Strait Islander People, Australian Indigenous Language, Top Responses

Australian Indigenous language, top responses Aboriginal and/or Torres Strait Islander people	Gippsland	%	Victoria	%	Australia	%
Australian Indigenous Languages, nfd	8	0.3	236	0.4	4,197	0.5
Kanai	4	0.2	17	0.0	22	0.0
Bandjalang	3	0.1	17	0.0	443	0.1
Australian Indigenous languages used at home	25	1.0	1,010	1.5	76,978	9.5
English only used at home	2,420	92.8	60,322	91.9	683,122	84.1

More information on [Language used at home \(LANP\)](#), [Whether reported using an Aboriginal and/or Torres Strait Islander language at home \(LNGP\)](#)

Table based on place of usual residence

Aboriginal and/or Torres Strait Islander People, Ancestry, Top Responses

Ancestry, top responses Aboriginal and/or Torres Strait Islander people	Gippsland	%	Victoria	%	Australia	%
Australian Aboriginal	2,217	85.0	55,667	84.8	695,359	85.6
Australian	908	34.8	25,293	38.5	277,467	34.1
English	557	21.4	13,172	20.1	131,618	16.2
Scottish	88	3.4	2,743	4.2	24,549	3.0
Irish	84	3.2	3,814	5.8	31,853	3.9

Note 1: Respondents had the option of reporting up to two ancestries on their Census form, and this is captured by the Ancestry multi response (ANCP) variable used in this table. Therefore, the sum of all ancestry responses for an area will not equal the total number of Aboriginal and/or Torres Strait Islander people in the area.

Note 2: Calculated percentages represent a proportion of the number of Aboriginal and/or Torres Strait Islander people in the area (including those who did not state an ancestry). In 2016 QuickStats percentages were based on total number of responses and will not be comparable to this table.

More information on [Ancestry multi response \(ANCP\)](#)

Table based on place of usual residence

Aboriginal and/or Torres Strait Islander People, Health, Type of Long Term Health Conditions

Type of long-term health condition Aboriginal and/or Torres Strait Islander people	Gippsland	%	Victoria	%	Australia	%
Arthritis	197	7.6	4,766	7.3	50,807	6.3
Asthma	380	14.6	10,632	16.2	107,162	13.2
Cancer (including remission)	57	2.2	1,237	1.9	12,927	1.6
Dementia (including Alzheimer's)	11	0.4	275	0.4	3,610	0.4
Diabetes (excluding gestational diabetes)	114	4.4	3,195	4.9	47,688	5.9
Heart disease (including heart attack or angina)	99	3.8	2,388	3.6	30,160	3.7
Kidney disease	31	1.2	761	1.2	10,053	1.2
Lung condition (including COPD or emphysema)	78	3.0	1,615	2.5	17,552	2.2
Mental health condition (including depression or anxiety)	374	14.3	11,996	18.3	107,776	13.3
Stroke	36	1.4	728	1.1	7,059	0.9
Any other long-term health condition(s)	232	8.9	6,894	10.5	70,592	8.7
No long-term health condition(s)	1,406	53.9	34,396	52.4	462,348	56.9
Not stated	245	9.4	4,811	7.3	65,539	8.1

Note 1: Measures the number of people who reported that they have been told by a doctor or nurse that they have any of these long-term health conditions.

Note 2: Respondents had the option of reporting multiple long-term health conditions. Therefore, the sum of all long-term health condition responses for an area will not equal the total number of people in the area.

Note 3: Calculated percentages represent a proportion of the number of Aboriginal and/or Torres Strait Islander people in the area (including those who did not answer the long-term health conditions question).

More information on [Type of long-term health condition \(LTHP\)](#)

Table based on place of usual residence

Aboriginal and/or Torres Strait Islander People, Health, Count of Selected Long Term Health Conditions

Count of selected long-term health conditions Aboriginal and/or Torres Strait Islander people	Gippsland	%	Victoria	%	Australia	%
None of the selected conditions	1,518	58.2	37,121	56.5	493,110	60.7
One condition	545	20.9	15,192	23.1	167,204	20.6
Two conditions	180	6.9	5,336	8.1	54,174	6.7
Three or more conditions	124	4.8	3,181	4.8	32,701	4.0
Not stated	245	9.4	4,811	7.3	65,539	8.1

Note: Selected long-term health conditions include arthritis, asthma, cancer (including remission), dementia (including Alzheimer's), diabetes (excluding gestational diabetes), heart disease (including heart attack or angina), kidney disease, lung condition (including COPD or emphysema), mental health condition (including depression or anxiety) and stroke. Other long-term health conditions are not included in this count.

More information on [Count of selected long-term health conditions \(CLTHP\)](#)

Table based on place of usual residence

All population: Ancestry, Top Responses

Ancestry, top responses <i>All people</i>	Gippsland	%	Victoria	%	Australia	%
English	63,570	41.2	1,900,089	29.2	8,385,928	33.0
Australian	62,005	40.2	1,770,726	27.2	7,596,753	29.9
Scottish	17,288	11.2	534,459	8.2	2,176,777	8.6
Irish	16,353	10.6	611,788	9.4	2,410,833	9.5
German	6,333	4.1	212,907	3.3	1,026,138	4.0

Note 1: Respondents had the option of reporting up to two ancestries on their Census form, and this is captured by the Ancestry multi response (ANCP) variable used in this table. Therefore, the sum of all ancestry responses for an area will not equal the total number of people in the area.

Note 2: Calculated percentages represent a proportion of the number of people in the area (including those who did not state an ancestry). In 2016 QuickStats percentages were based on total number of responses and will not be comparable to this table.

More information on [Ancestry multi response \(ANCP\)](#)

Table based on place of usual residence

All population: Participation in Workforce

Participation in the labour force <i>People aged 15 years and over</i>	Gippsland	%	Victoria	%	Australia	%
In the labour force	67,638	52.7	3,330,560	62.4	12,695,853	61.1
Not in the labour force	50,984	39.7	1,719,644	32.2	6,888,081	33.1
Not stated	9,788	7.6	283,829	5.3	1,200,851	5.8

Note 1: Calculated percentages represent a proportion of people aged 15 and over in the area.

Note 2: The ABS Labour Force Survey provides the official estimates of Australia's labour force. More information is provided in [Comparing 2021 Census and Labour Force Survey](#).

More information on [Labour force status \(LFSP\)](#)

Table based on place of usual residence

All population: Employment Status

Employment status <i>People who reported being in the labour force, aged 15 years and over</i>	Gippsland	%	Victoria	%	Australia	%
Worked full-time	35,307	52.2	1,871,278	56.2	7,095,103	55.9
Worked part-time	23,618	34.9	1,076,741	32.3	3,962,550	31.2
Away from work (a)	5,208	7.7	214,876	6.5	991,758	7.8
Unemployed	3,504	5.2	167,667	5.0	646,442	5.1

Note 1: Calculated percentages represent a proportion of people aged 15 and over who reported being in the labour force in the area.

Note 2: The ABS Labour Force Survey provides the official estimates of Australia's labour force. More information is provided in [Comparing 2021 Census and Labour Force Survey](#).

(a) Counts employed people who reported 0 hours of work the week before the Census or did not state their hours of work.

More information on [Labour force status \(LFSP\)](#)

Table based on place of usual residence

All population: Industry of Employment, Top Responses

Industry of employment, top responses <i>Employed people aged 15 years and over</i>	Gippsland	%	Victoria	%	Australia	%
Hospitals (except Psychiatric Hospitals)	3,669	5.7	146,890	4.6	545,158	4.5
Supermarket and Grocery Stores	1,934	3.0	75,275	2.4	299,810	2.5
Primary Education	1,879	2.9	61,560	1.9	265,249	2.2
Other Social Assistance Services	1,740	2.7	68,023	2.2	278,221	2.3
Aged Care Residential Services	1,595	2.5	62,520	2.0	258,274	2.1

More information on [Industry of employment \(INDP\)](#)

Table based on place of usual residence

All population: Unpaid Work and Care

Unpaid work and care <i>People aged 15 years and over</i>	Gippsland	%	Victoria	%	Australia	%
Did unpaid domestic work (week before Census Night)	86,684	67.5	3,583,114	67.2	14,077,657	67.7
Provided unpaid care for child/children (during two weeks before Census Night)	30,501	23.8	1,402,952	26.3	5,471,756	26.3
Provided unpaid assistance to a person with a disability, health condition or due to old age (during two weeks before Census Night)	18,133	14.1	689,210	12.9	2,476,681	11.9
Did voluntary work through an organisation or group (last 12 months)	21,253	16.6	712,003	13.3	2,933,646	14.1

More information on [Unpaid domestic work \(DOMP\)](#), [Unpaid child care \(CHCAREP\)](#), [Unpaid assistance to a person with a disability, health condition, or due to old age \(UNCAREP\)](#), [Voluntary work for an organisation or group \(VOLWP\)](#)

Table based on place of usual residence

All population: Health, Type of Long Term Health Conditions

Type of long-term health condition All people	Gippsland	%	Victoria	%	Australia	%
Arthritis	18,996	12.3	518,633	8.0	2,150,396	8.5
Asthma	15,239	9.9	543,047	8.4	2,068,020	8.1
Cancer (including remission)	5,712	3.7	179,326	2.8	732,152	2.9
Dementia (including Alzheimer's)	1,023	0.7	45,946	0.7	189,162	0.7
Diabetes (excluding gestational diabetes)	8,942	5.8	303,371	4.7	1,198,721	4.7
Heart disease (including heart attack or angina)	8,747	5.7	243,130	3.7	999,096	3.9
Kidney disease	1,854	1.2	57,437	0.9	231,777	0.9
Lung condition (including COPD or emphysema)	4,811	3.1	97,270	1.5	441,109	1.7
Mental health condition (including depression or anxiety)	16,844	10.9	571,150	8.8	2,231,543	8.8
Stroke	2,135	1.4	59,844	0.9	234,609	0.9
Any other long-term health condition(s)	13,704	8.9	519,110	8.0	2,041,929	8.0
No long-term health condition(s)	78,803	51.1	3,969,506	61.0	15,292,718	60.2
Not stated	16,247	10.5	492,709	7.6	2,066,251	8.1

Note 1: Respondents had the option of reporting multiple long-term health conditions. Therefore, the sum of all long-term health condition responses for an area will not equal the total number of people in the area.

Note 2: Calculated percentages represent a proportion of the number of people in the area (including those who did not answer the long-term health conditions question).

More information on [Type of long-term health condition \(LTHP\)](#).

Table based on place of usual residence

All population: Health, Count of Selected Long Term Health Conditions

Count of selected long-term health conditions All people	Gippsland	%	Victoria	%	Australia	%
None of the selected conditions	84,633	54.8	4,228,219	65.0	16,302,537	64.1
One condition	33,640	21.8	1,224,496	18.8	4,791,516	18.8
Two conditions	12,564	8.1	371,819	5.7	1,490,344	5.9
Three or more conditions	7,272	4.7	186,237	2.9	772,142	3.0
Not stated	16,247	10.5	492,709	7.6	2,066,251	8.1

Note: Selected long-term health conditions include arthritis, asthma, cancer (including remission), dementia (including Alzheimer's), diabetes (excluding gestational diabetes), heart disease (including heart attack or angina), kidney disease, lung condition (including COPD or emphysema), mental health condition (including depression or anxiety) and stroke. Other long-term health conditions are not included in this count.

More information on [Count of selected long-term health conditions \(CLTHP\)](#).

Table based on place of usual residence

All population: Australian Defence Force Service

Australian Defence Force Service People aged 15 years and over	Gippsland	%	Victoria	%	Australia	%
Currently serving	753	0.6	10,839	0.2	84,865	0.4
Previously served (and not currently serving)	4,374	3.4	94,393	1.8	496,276	2.4
Has never served	112,599	87.7	4,936,372	92.5	18,954,152	91.2
Not stated	10,691	8.3	292,432	5.5	1,249,493	6.0

Note: Australian Defence Force Service includes service in the Regular and/or Reserves service. Includes Royal Australian Navy, Australian Army, Royal Australian Air Force, Second Australian Imperial Force, National Service and NORFORCE. Excludes service for non-Australian defence forces.

More information on [Australian Defence Force service \(ADFP\)](#).

Table based on place of usual residence